




Cabinet housing with leaf door

Made of high-quality sheet steel. Housing sides and bases are painted with high resistance products, environmentally friendly. Available in one height only with sides slotted in increments of

25 mm to allow drawers and shelves to be adjusted accordingly. Door fitted with safety cylinder lock and 2 keys.

Width mm	Depth mm	Height mm	Usable height mm	Art. Nr.
512	555	1000	850	24-11000

Colours: see colour chart at the bottom of the page




Upstand raised edges on 3 sides

Made of high-quality sheet steel

Width mm	Depth mm	Height mm	Upstand raised edges on 3-sides Art. Nr.	Smooth rubber mat Art. Nr.
512	555	20	24-10025	-
507	550	3	-	24-10022

Colour: Black



Adjustable shelf

Made of high-quality sheet steel

Width mm	Depth mm	Height mm	Load capacity kg	Plain Art. Nr.
486	500	35	70	24-10034

Hooks (spare part)-Kit : 16 pieces **52-00006**



Writing desk tops

Made of high-quality sheet steel


Width mm	Depth mm	Height mm	Drawer front height mm	Load capacity kg*	Art. Nr.
512	557	250/100	100 S	50	24-10100
512	557	250/100	100 T	50	24-10101

S = simple extension: 85 - 90% extension

T = total extension: 100% extension

* with load evenly distributed

Colours: see colour chart at the bottom of the page



Drawers

Made of high-quality sheet steel

Available in two versions (simple or total extension) with steel roller bearings.

Front height mm	Usable width mm	Usable depth mm	Extension %	Load capacity kg*	Art. Nr.
100 S	486	459	85	50	24-13100
100 T	486	459	100	50	24-13101

* with load evenly distributed

Colour: Light grey RAL 7035

Standard colours:

Ral 5012 Ral 6011 Ral 7035



Load capacity is intended for evenly distributed loads



All components are supplied with fixings

Standard examples:



03 13
100 T 100 S

Size:	Art. Nr.
512x555x1000 mm	24-11000-03
	24-11000-13

Fittings:
1 Drawer
1 Adjustable shelf



04 14
100 T 100 S

Size:	Art. Nr.
512x555x1000 mm	24-11000-04
	24-11000-14

Fittings:
1 Drawer
2 Adjustable shelves



06 16
100 T 100 S

100 T 100 S

Size:	Art. Nr.
512x555x1000 mm	24-11000-06
	24-11000-16

Fittings:
2 Drawers



07 17
100 T 100 S
100 T 100 S

Size:	Art. Nr.
512x555x1000 mm	24-11000-07
	24-11000-17

Fittings:
2 Drawers
1 Adjustable shelf



08 18
100 T 100 S
100 T 100 S
100 T 100 S

Size:	Art. Nr.
512x555x1000 mm	24-11000-08
	24-11000-18

Fittings:
3 Drawers



01
100 S

Size:	Art. Nr.
512x555x1250 mm	24-11090-01

Fittings:
1 Writing desk top
2 Adjustable shelves

Standard colours:

Ral 5012 Ral 6011 Ral 7035

