




Series 48

Workbenches for Electronics Industry



Support columns


Made of high-quality steel. Supports included

Usable height mm	No. of panels required	Art. Nr.
327	1	48-90008
631	2	48-90016
935	3	48-90024
1239	4	48-90032

for workbench length 1500mm : 2 support columns

for workbench length 2000mm : 3 support columns

Colour: Light grey RAL 7035



Adjustable shelves

Made of high-quality steel. Supports included

Worktop length mm	Usable width mm	Usable depth mm	Load capacity kg	No. of shelves required	Art. Nr.
1500	1446	320	50	1	48-92532
2000	966	320	50	2	48-92032

Incline: 0° / 8° / 15°

Colour: Light grey RAL 7035



Perforated back panels

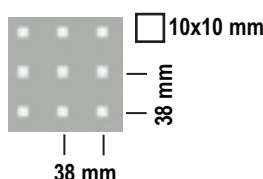
Made of high-quality steel

Worktop length mm	Width mm	Height mm	No. of panels required	Art. Nr.
1500	1448	304	1	48-91530
2000	968	304	2	48-91030

Colour: Light grey RAL 7035



Hooks see page 221



Standard colour:

Ral 7035



Load capacity is intended for evenly distributed loads



Tower cabinets

Made of high-quality steel


To be fixed under the worktop. Available in 2 versions: without door, with Socket block only or with Plexiglas® leaf door and electrical system.

Width mm	Depth mm	Height mm	without	with Door	with Door
			Door	Socket type	Socket type
			Art. Nr.	Schuko	UK
			Art. Nr.	Art. Nr.	Art. Nr.
380	600	600	48-41060	48-42040	48-42046

With 4 sockets type Schuko (230V) and on/off switch

Different types of sockets are available on request

Colour: Light grey RAL 7035



Power trunking

Made of steel. To be fitted to the perforated panel.
With 1m connecting cable

Worktop length mm	Width mm	Depth mm	Height mm	Socket type	Socket type
				Schuko	UK
				Art. Nr.	Art. Nr.
1500	1420	55	85	40-03150	40-03156
2000	1920	55	85	40-03200	40-03206

With 8 sockets and on/off switch

Different types of sockets are available on request

Colour: Light grey RAL 7035



Socket block

To be fitted to the support column.
With 1m connecting cable


Socket type	Socket type
Schuko	UK
Art. Nr.	Art. Nr.
40-06010	40-06016

Metal support included

With 4 sockets and on/off switch

Different types of sockets are available on request

Colour: Light grey RAL 7035



Slide-track

Made of steel. To be fitted to the support columns.

Worktop length mm	Depth mm	Height mm	Load capacity kg	Rail with supports Art. Nr.	Additional rail Art. Nr.
1500	660	300	20	40-95115	40-95015
2000	660	300	20	40-95120	40-95020

Colour: Supports in Light grey RAL 7035, rail in galvanised steel




Slider

Made of steel. For rail

Art. Nr.
40-95001

Load capacity: 3kg



Overhead light

To be fitted to rail

Size mm	Protection	Watt	Only light Art. Nr.
1000x100x50 mm	IP 66	2x36 W	46-09002

Power cable not supplied





Series 48

Standard examples:



Depth mm	Height mm	Length 1500 mm Art. Nr.	Length 2000 mm Art. Nr.
750	840	48-84157-201	48-84207-201

Fittings:

- 1 Laminated worktop 40 mm thick
- 2 Legs with base
- 2 Leg connection bars



Depth mm	Height mm	Length 1500 mm Art. Nr.	Length 2000 mm Art. Nr.
750	840	48-84157-202	48-84207-202

Fittings:

- 1 Laminated worktop 40 mm thick
- 2 Legs with base
- 1 Power trunking with 8 sockets Schuko (230V) and on/off switch
- 2 Leg connection bars



50 S
50 S
100 S

Depth mm	Height mm	Length 1500 mm Art. Nr.	Length 2000 mm Art. Nr.
750	840	48-84157-203	48-84207-203

Fittings:

- 1 Laminated worktop 40 mm thick
- 2 Legs with base
- 1 Power trunking with 8 sockets Schuko (230V) and on/off switch
- 1 Cabinet 27x36 Eh with 3 drawers
- 2 Leg connection bars



50 S
50 S
100 S

Depth mm	Height mm	Length 1500 mm Art. Nr.	Length 2000 mm Art. Nr.
750	840	48-84157-204	48-84207-204

Fittings:

- 1 Laminated worktop 40 mm thick
- 2 Legs with base
- 1 Power trunking with 8 sockets Schuko (230V) and on/off switch
- 1 Cabinet 27x36 Eh with 3 drawers
- 1 Tower cabinet with Plexiglas® leaf door and electrical system
- 2 Leg connection bars

Standard colour:

Ral 7035



Standard examples are supplied in knockdown form

Standard examples:



50 S
50 S
100 S

Depth mm	Height mm	Length 1500 mm Art. Nr.	Length 2000 mm Art. Nr.
750	840	48-84157-205	48-84207-205

Fittings:

- 1 Laminated worktop 40 mm thick
- 2 Legs with base
- 1 Power trunking with 8 sockets Schuko (230V) and on/off switch
- 1 Cabinet 27x36 Eh with 3 drawers
- 1 Adjustable shelf and support columns
- 2 Leg connection bars



50 S
50 S
100 S

Depth mm	Height mm	Length 1500 mm Art. Nr.	Length 2000 mm Art. Nr.
750	840	48-84157-206	48-84207-206

Fittings:

- 1 Laminated worktop 40 mm thick
- 2 Legs with base
- 1 Cabinet 27x36 Eh with 3 drawers
- 1 Perforated back panel
- 1 Adjustable shelf and support columns
- 2 Leg connection bars



50 S
50 S
100 S

Depth mm	Height mm	Length 1500 mm Art. Nr.	Length 2000 mm Art. Nr.
750	840	48-84157-207	48-84207-207

Fittings:

- 1 Laminated worktop 40 mm thick
- 2 Legs with base
- 1 Power trunking with 8 sockets Schuko (230V) and on/off switch
- 1 Cabinet 27x36 Eh with 3 drawers
- 1 Perforated back panel
- 1 Adjustable shelf and support columns
- 2 Leg connection bars

i Load capacity is intended
for evenly distributed
loads

Standard colour:

Ral 7035

